

Young Timer Touring Cup

Mugello Racing Weekend

3 Turno Prove Libere

Classification

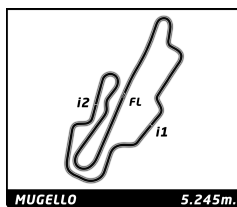
No	Driver	Nat	Team	Car	Cl.	Time	Lap	Total	Gap	Kph
1	7 Sergio GALBU	ITA	TAC Motorsport	Lotus Elise	Lotus Cup	2:05.702	6	8	-	150.2
2	31 Federico BOR	ITA		BMW M3 E1	E1 Oltre 3	2:06.841	5	8	+1.139	148.9
3	4 Giulio VALEN	ITA		Seat Leon Su	Leon S.Co	2:08.602	6	8	+2.900	146.8
4	22 Gianfranco S	ITA	Scuderia Vesuv	Mini JCW EVO	Mini Cup	2:14.173	3	8	+8.471	140.7
5	79 Rino DE LUCA	ITA	VIMOTORSPORT A	Honda Civic	E1 2.0	2:17.039	7	7	+11.337	137.8
6	121 Camillo PICC	ITA		Honda Integr	E1 2.0	2:18.534	7	7	+12.832	136.3
7	14 David DELLI	ITA		BMW 3000	E1 Oltre 3	2:19.098	4	6	+13.396	135.7
8	48 Giuseppe IUO	ITA	A.S.D. Race Pr	Toyota Corol	RS Plus	2:23.213	2	5	+17.511	131.8
9	58 Franco BARIN	ITA	FB Corse	Alfa Romeo 1	RS Plus	3:13.023	2	2	+1:07.321	97.8
10	20 Maurizio FUM	ITA		Renault Clio	Clio Cup					
11	27 Sebastiano S	ITA		BMW 318 IS T	318 Trofec					

Fastest Lap: Lap 6 Sergio GALBUSERA **2:05.702** 150.2 Kph

Published at:

Track Status: **DRY**

Direttore di Gara: CANU Antonio	Il DS Cronometraggio INNOCENTI Chiara
---	---



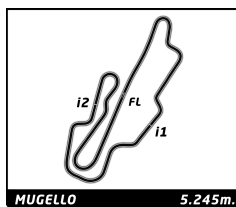
Young Timer Touring Cup

Mugello Racing Weekend

3 Turno Prove Libere

Best Sector Times

Sector 1			Sector 2			Sector 3			Ide al	Bes t	
Pos	No Driver	Time	No Driver	Time	No Driver	Time	Pos	No Driver			
1	7 S.GALB	42.601	31 F.BORR	39.089	7 S.GALB	43.585	1	7 S.GALBUSERA	2:05.425	2:05.702	(1)
2	31 F.BORR	42.966	7 S.GALB	39.239	31 F.BORR	43.778	2	31 F.BORRETT	2:05.833	2:06.841	(2)
3	4 G.VALE	43.547	4 G.VALE	39.850	4 G.VALE	45.205	3	4 G.VALENTINI	2:08.602	2:08.602	(3)
4	22 G.SCOP	44.461	22 G.SCOP	42.326	22 G.SCOP	46.334	4	22 G.SCOPPA	2:13.121	2:14.173	(4)
5	79 R.DE L	45.448	14 D.DELL	42.335	79 R.DE L	48.341	5	79 R.DE LUCA	2:16.222	2:17.039	(5)
6	121 C.PICC	46.585	79 R.DE L	42.433	121 C.PICC	48.341	6	121 C.PICCIN	2:18.150	2:18.534	(6)
7	14 D.DELL	47.481	48 G.IUOR	43.001	14 D.DELL	49.275	7	14 D.DELLI GUANT	2:19.091	2:19.098	(7)
8	48 G.IUOR	48.817	121 C.PICC	43.224	48 G.IUOR	50.643	8	48 G.IUORIO	2:22.461	2:23.213	(8)
9	58 F.BARI	1:01.959	58 F.BARI	56.419	58 F.BARI	1:05.426	9	58 F.BARIN	3:03.804	3:13.023	(9)



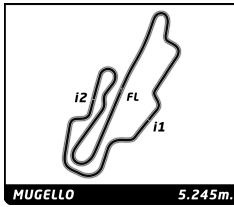
Young Timer Touring Cup

Mugello Racing Weekend

3 Turno Prove Libere

Best Top Speed

No Driver	Team	Class	Top 1		Top 2		Top 3		Top 4		Top 5		Avg
			Kph	Lap	Kph	Lap	Kph	Lap	Kph	Lap	Kph	Lap	
31	Federico BORRETT	E1 Oltre 3000	235.3	7	231.8	6	231.3	5	230.3	3	227.4	4	231,2
7	Sergio GALBUSERA	TAC Motorsport A.	225.1	6	222.8	5	221.9	7	219.6	3	219.2	2	221,7
22	Gianfranco SCOPPA	Scuderia Vesuvio	223.2	2	221.4	5	220.5	3	219.6	4	219.2	7	220,8
4	Giulio VALENTINI	Leon S.Copa	218.8	8	217.9	3	217.9	4	217.9	6	216.6	2	217,8
121	Camillo PICCIN	E1 2.0	213.6	7	212.8	6	212.3	3	212.3	5	209.5	2	212,1
79	Rino DE LUCA	VIMOTORSPORT A.S.	211.1	2	209.9	3	209.1	4	209.1	5	208.3	7	209,5
14	David DELLI GUANTI	E1 Oltre 3000	204.4	3	204.4	4	202.5	5	184.6	2	110.6	6	181,3
48	Giuseppe IUORIO	A.S.D. Race Proje	181.8	2	178.5	3	116.3	5	113.5	4	85.7	1	135,2
58	Franco BARIN	FB Corse	49.3	1									49,3
20	Maurizio FUMI	Clio Cup											
27	Sebastiano SIBANI	318 Trofeo											



Young Timer Touring Cup Mugello Racing Weekend 3 Turno Prove Libere

Sector Analysis

Invalidated Lap							Personal Best							Session Best							B Crossing the pit lane							
Lap	Time	Sector 1	Sector 2	Sector 3	T.Spd	Elapsed	Lap	Time	Sector 1	Sector 2	Sector 3	T.Spd	Elapsed	Lap	Time	Sector 1	Sector 2	Sector 3	T.Spd	Elapsed	Lap	Time	Sector 1	Sector 2	Sector 3	T.Spd	Elapsed	
4 Giulio VALENTINI ITA																												
Seat Leon Sup																												
1	2:49.9	1:17.218	44.678	48.008	50.2	2:49.904																						
2	2:13.6	45.887	41.817	45.927	216.6	5:03.535																						
3	2:12.5	43.799	40.829	47.894	217.9	7:16.057																						
4	2:10.1	44.153	40.780	45.229	217.9	9:26.219																						
5	2:09.3	43.876	40.110	45.401	216.6	11:35.606																						
6	2:08.6	43.547	39.850	45.205	217.9	13:44.208																						
7	2:41.1	51.625	57.011	52.523	210.3	16:25.367																						
8	2:12.9	44.150	39.921	48.898	218.8	18:38.336																						
58 Franco BARIN ITA																												
FB Corse Alfa Romeo 14																												
1	4:14.2	1:47.395	1:12.552	1:14.326	49.3	4:14.273																						
2	3:13.0	1:08.644	58.953	1:05.426		7:27.296																						
79 Rino DE LUCA ITA																												
VIMOTORSPOORT A.S.D. Honda Civic																												
1	3:15.8	1:38.841	46.462	50.585	103.4	3:15.888																						
2	2:21.4	47.312	45.588	48.592	211.1	5:37.380																						
3	2:19.4	46.765	43.419	49.238	209.9	7:56.802																						
4	2:17.7	46.119	43.187	48.477	209.1	10:14.585																						
5	3:06.1	46.118			209.1	13:20.717																						
6	2:37.3	1:05.800	42.909	48.593	102.5	15:58.019																						
7	2:17.0	46.265	42.433	48.341	208.3	18:15.058																						
121 Camillo PICCINI ITA																												
Honda Integra																												
1	3:13.9	1:34.266	48.788	50.913	101.6	3:13.967																						
2	2:25.0	47.939	46.796	50.284	209.5	5:38.986																						
3	2:22.5	47.759	44.851	49.945	212.3	8:01.541																						
4	2:22.0	47.386	45.101	49.574	208.3	10:23.602																						
5	2:20.9	47.599	44.478	48.904	212.3	12:44.583																						
6	2:19.6	47.267	44.039	48.341	212.8	15:04.230																						
7	2:18.5	46.641	43.344	48.549	213.6	17:22.764																						
14 David DELLI GUANTI ITA																												
BMW 3000																												
1	3:27.9	1:46.952	48.940	52.084	98.2	3:27.976																						
2	2:22.3	49.071	43.203	50.036	184.6	5:50.286																						
3	2:20.7	48.115	43.272	49.316	204.4	8:10.989																						
4	2:19.0	47.481	42.342	49.275	204.4	10:30.087																						
5	3:41.0	47.736	42.335	2:10.948	202.5	14:11.106																						
6	2:34.3	1:01.897	42.683	49.814	110.6	16:45.500																						
22 Gianfranco SCOPPA ITA																												
Scuderia Vesuvio Mini JCW EVO																												
1	2:58.6	1:25.247	45.163	48.197	86.6	2:58.607																						
2	2:15.5	46.226	43.006	46.334	223.2	5:14.173																						
3	2:14.1	44.461	43.369	46.343	220.5	7:28.346																						
4	2:14.4	44.804	42.745	46.899	219.6	9:42.794																						
5	2:24.1	47.144	46.816	50.224	221.4	12:06.978																						
6	2:17.3	46.432	43.862	47.023	194.1	14:24.295																						
7	2:14.4	45.673	42.326	46.451	219.2	16:38.745																						
8	2:16.8	45.676	43.890	47.294	211.9	18:55.605																						
31 Federico BORRETTI ITA																												
BMW M3 E1																												
1	2:57.8	1:23.279	46.038	48.566	45.3	2:57.883																						
2	2:16.8	48.719	42.231	45.902	222.8	5:14.735																						
3	2:11.1	44.530	40.922	45.694	230.3	7:25.881																						
4	2:07.0	42.966	39.494	44.556	227.4	9:32.897																						
5	2:06.8	43.007	39.498	44.336	231.3	11:39.738																						
6	2:07.1	44.276	39.089	43.778	231.8	13:46.881																						
7	5:03.5	44.705			235.3	18:50.464																						
8	2:22.6	1:12.986			106.5	21:13.079																						
48 Giuseppe IUORIO ITA																												
A.S.D. Race Project Team Toyota Coroll																												
1	3:06.2	1:28.888	45.878	51.531	85.7	3:06.297																						